

Name:

1 Jolly Joints

Look carefully at the **human** skeleton.

Draw the missing parts onto the picture.

Discuss how the real skeleton and the one in the picture are different.

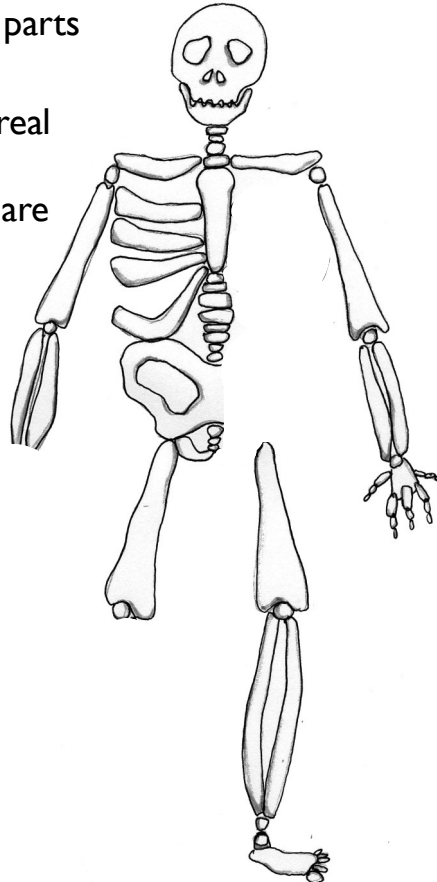
Add these labels to the skeleton picture:

skull

ribs

spine

pelvis



Joints are where bones meet.
They allow the skeleton to move.
Circle 2 places where you can see joints.

2 Amazing Ape

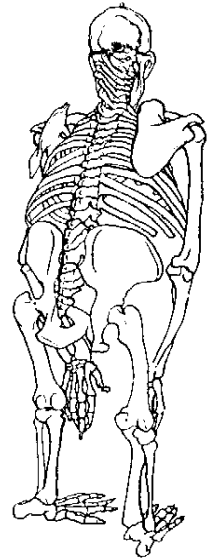
Find the **gorilla** skeleton.

Can you see 2 differences between the gorilla and a human skeleton?

1

2

Stand like the gorilla.
Do your arms reach as far down?



3 Brilliant Bones

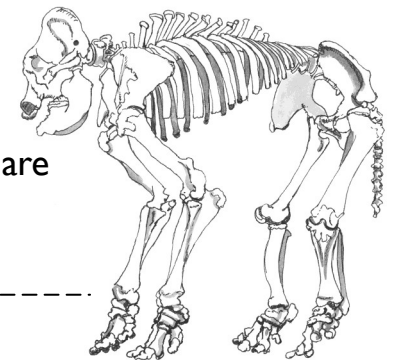
Find the 3 **elephant** skeletons.

Which parts of an **elephant's** head are missing?

.....

.....

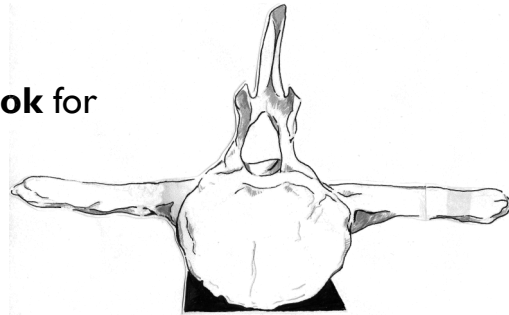
Discuss with a friend why you think this is.



3 Vast Vertebra

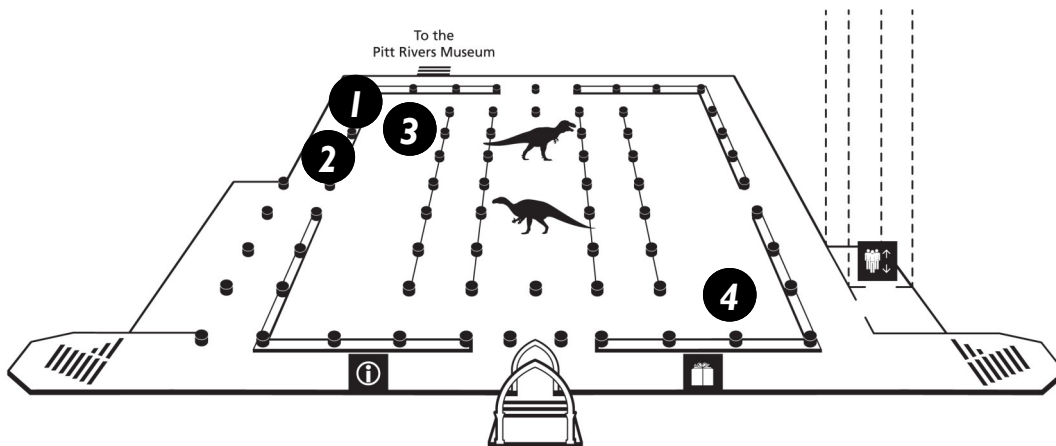
Find the touchable tables and **look** for the huge **whale** vertebra.

Where in the body do you **think** this bone came from?



Put your arm through the hole near the top. What do you **think** goes in here normally?

Museum Map


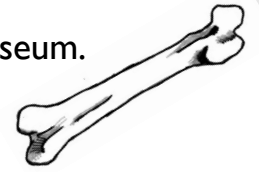


5 Sketch a Skeleton

Find an animal that you like in the Museum.

Look carefully at it.

Draw the **outside** of its body here:



Can you **guess** what its skeleton would look like?

Draw it on your picture.